


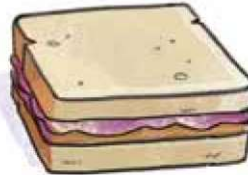



# Time to Eat!

**INSTRUCTIONS:** Circle the foods that you like to eat.



Preschool Activity Pages

Unit 26 • Session 3

**The Last Supper**

**BIBLE STORY SUMMARY:**

- Jesus and His disciples ate a special meal together called Passover.
- Jesus said the bread was like His body and the drink was like His blood.
- Jesus told His disciples to remember Him.

**KEY PASSAGE:** Philippians 2:8

**BIG PICTURE QUESTION:**

- What did Jesus do to save us? Jesus died on the cross and rose from the dead.

**FAMILY DISCUSSION STARTERS:**

- Why did God's people celebrate Passover? What ways do we celebrate what God has done for us through Jesus?
- How was the new covenant Jesus made better than the old one?

**FAMILY ACTIVITY:**

- Plan, prepare, and eat a special meal together as a family. Consider inviting neighbors to join you.
- Volunteer your family to help with Lord's Supper preparation at your church. You may purchase items, prepare bread, pour the drink, or clean up afterwards.



**DOWNLOAD** the  
**LIFEWAY KIDS APP**

